




* 东正阀门、管件、卫生泵等流体产品广泛应用于：酒类、饮料、酪业、食品、酱油、食用油、酿造、肉类加工、制果、化妆品、生物技术、化学工业品、制药等流体领域。

* Donjoy valve, pipe fitting, sanitary pump and fluid equipments are widely applied to the industry of wine, beverage, cheese, food, sauce, edible oil, brewage, meat processing, preserved fruit, cosmetic, biology, chemical industry, pharmacy and so on.



纯正品质，全球共享！
Pure quality, global sharing!



卫生凸轮泵(转子泵)

Hygienic Lobe Pump (Rotor Pump)

DONJOY VALVE & FITTINGS

H

卫生凸轮泵（转子泵）

Hygienic Lobe Pump (Rotor Pump)



Applications 应用

- * 该泵是一个正位移凸轮转子泵，是根据3A食品卫生标准设计的。
- * 该标准对设备过程都有最严格的卫生要求。
- * 该泵非常适合于食品加工，化妆品和制药工业中的对粘性和低粘性介质的传输。
- * The pump is a positive displacement lobe rotor pump designed according to 3A standard with a very strict hygienic requirements to equipment and processes.
- * The pump is ideal for the transfer of viscous as well as low-viscous media in the food-processing, cosmetics and pharmaceutical industries.



水平式TUL系列
Horizontal TUL Series




Operating Principles 工作原理


- * 该泵基本上包括两个凸轮转子，它们在泵壳内旋转，彼此不会相互碰到。
- * 当转子旋转时，凸轮和泵壳之间的间隙就会不断的被充满物料，物料被驱动到排放口，输送一定量的物料。
- * 由于凸轮和泵壳之间公差调整，抽吸过来的物料形成一个连续的蒸汽，从而保证泵的有效抽吸。
- * The pump basically consists of two lobe rotors which rotate inside the casing without touching each other.
- * As the rotors rotate, the space between the lobes and the casing is successively filled with the product which is driven to the discharge nozzle displacing a fixed amount of product.
- * The pumped product forms a continuous stream due to the adjusted tolerances of the lobes and the pump casing thus ensuring an efficient pumping.



垂直式TUR系列
Vertical TUR Series




不同款式的转子
Different rotor shapes





Design and features 设计和特点

- * 水平式TUL系列
 - * 裸轴结构
 - * 三凸轮转子
 - * 卫生设计
 - * 卫生机械密封圈，内部装配
 - * 容易清洁和维护
 - * 连接：卡箍（标准）
- * Horizontal TUL Series
 - * Bare-shaft construction.
 - * Tri-lobe rotors.
 - * Hygienic design of the attachment of the rotors.
 - * Sanitary mechanical seal, internal assembly.
 - * Easy cleaning and maintenance.
 - * Connections: Clamp (standard).



Options 选项


- * 机械密封圈：SiC/SiC, TgC/SiC.
- * 水冲洗机械密封圈
- * 垫圈 FPM (Viton[®]) and PTFE.
- * 安全阀在前盖或者外面的旁路上
- * 垂直式TUR系列/水平式TUL系列
- * 各种类型的驱动和装置：
- * (1)带手动调节转速的减速机和电机
- * (2)带电子变频器调节转速的减速机和电机不锈钢面板，可调机脚
- * 连接：卡箍(DIN32676,3A,ISO)，螺纹(DIN,SMS,RJT,IDF)
- * 材质证书(3.1)，表面粗糙证书
- * 电机安装型号(B5),电机频率50HZ,60HZ
- * 电压(V)220-240,360-400,420-460,630-690
- * Mechanical seal: SiC/SiC, TgC/SiC.
- * Flushed double mechanical seal
- * Gaskets: FPM (Viton) and PTFE.
- * Relief valve at the front cover or external by-pass.
- * Vertical TUR Series / Horizontal TUL Series
- * Various types of drives and fittings:
- * 1.With manual adjustable speed reducer and motor
- * 2.With electronic transducer speed reducer and motor.
- * Assembly on a stainless steel baseplate
- * Adjustbale feet
- * Connections: Clamp(DIN32676,3A,ISO),Thread(DIN,SMS,RJT, IDF)
- * Material certificates (3.1), roughness certificate.
- * Motor type B5, Motor frequency 50HZ,60HZ
- * Voltage(V) 220-240,360-400,420-460,630-690



Materials 材质

- * 熔模铸造泵体 AISI 316L (1.4404) / AISI304(1.4301)
- * 铸铁机架和齿轮箱 QT450-10
- * 垫圈(标准) EPDM 根据 FDA 177.2600
- * 机械密封圈(标准) C/SiC/EPDM
- * 内表面处理 Ra≤0.6 μm
- * 外表面处理 镜面抛光
- * Investment casting casing : AISI 316L (1.4404)/ AISI304(1.4301)
- * Cast iron support and gear box: QT450-10
- * Gaskets (standard): EPDM according to FDA 177.2600
- * Mechanisal seal (standard) : C/SiC/EPDM
- * Internal surface finish: Ra≤0.6 μm
- * External surface finish: mirror polish

功率(kW) Power(kW)	电压备注 Voltage	功率(kW) Power(kW)	电压备注 Voltage
0.75		4	
1.1	210V~230V/50HZ	4.5	360V~400V/50HZ
1.5	360V~400V/50HZ	7.5	630V~690V/50HZ
2.2	420V~460V/60HZ	11	420V~460V/60HZ
3		15	



DONJOY VALVE & FITTINGS



Technical specifications 技术规格

*最大流量: 30m³/h / 132GPM

* Max. flow: 30m³/h / 132GPM

*最高压力: 12bar / 174 PSI

* Max. pressure: 12bar / 174 PSI

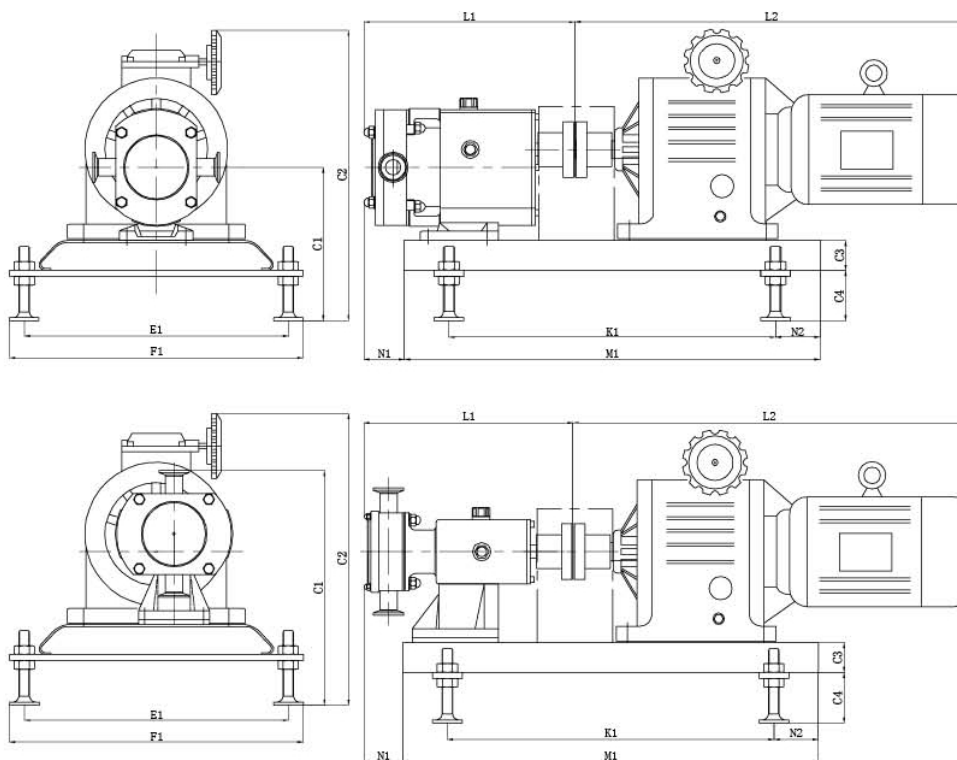
*最高温度: 120°C / 248°F

* Max. working temperature: 120°C / 248°F

*最高转速: 1450 rpm

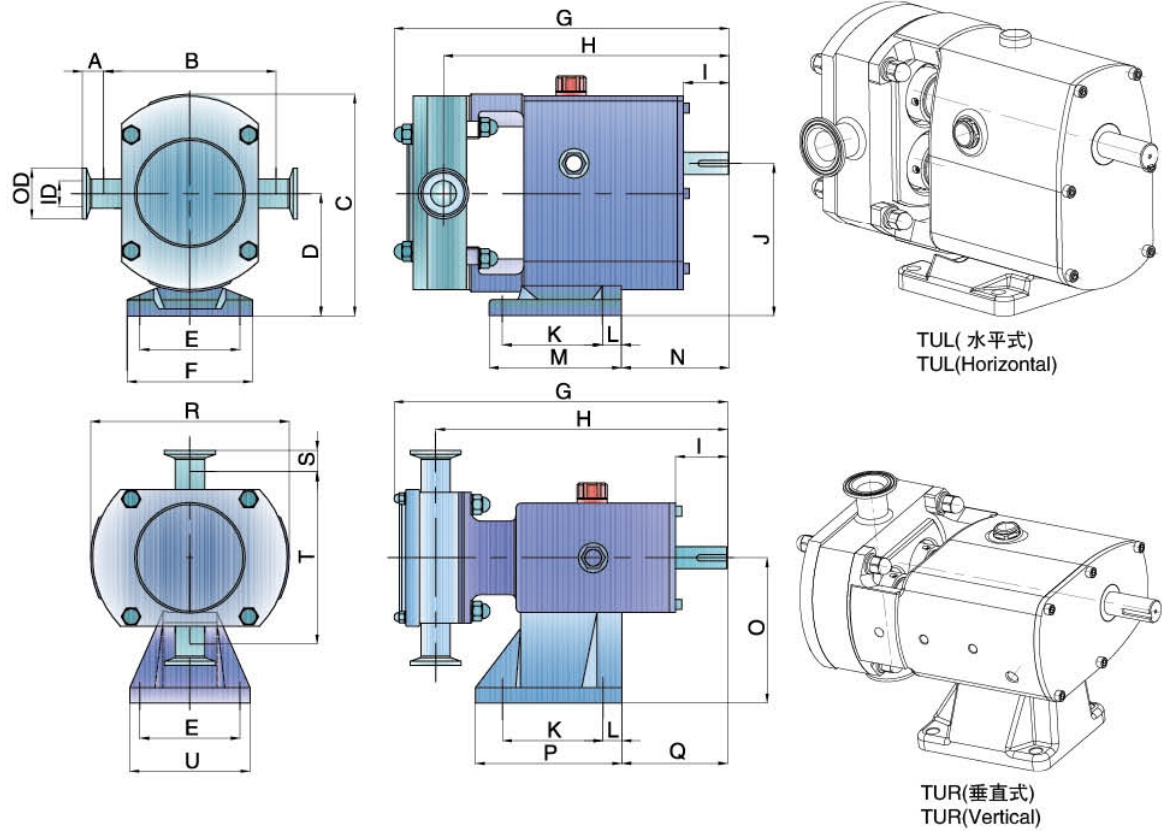
* Max. rev.: 1450 rpm

带电机安装尺寸图
Assembly Dimension Drawing with Motor



系列 Series	L1	L2	C1	C2	C3	C4	N1	N2	K1	M1	E1	F1
TUL/TUR-20	355	661	260	491	50	85	68	75	550	700	445	495
TUL/TUR-23	355	661	260	491	50	85	68	75	550	700	445	495
TUL/TUR-25	355	680	260	491	50	85	68	75	550	700	445	495
TUL/TUR-30	527	740	284	535	50	85	70	75	670	820	520	570
TUL/TUR-35	527	760	284	535	50	85	70	75	670	820	520	570
TUL/TUR-55	552	790	284	535	50	85	70	75	670	820	520	570
TUL/TUR-60	552	790	284	535	50	85	70	75	670	820	520	570

不带电机安装尺寸图 Assembly Dimension Drawing without Motor



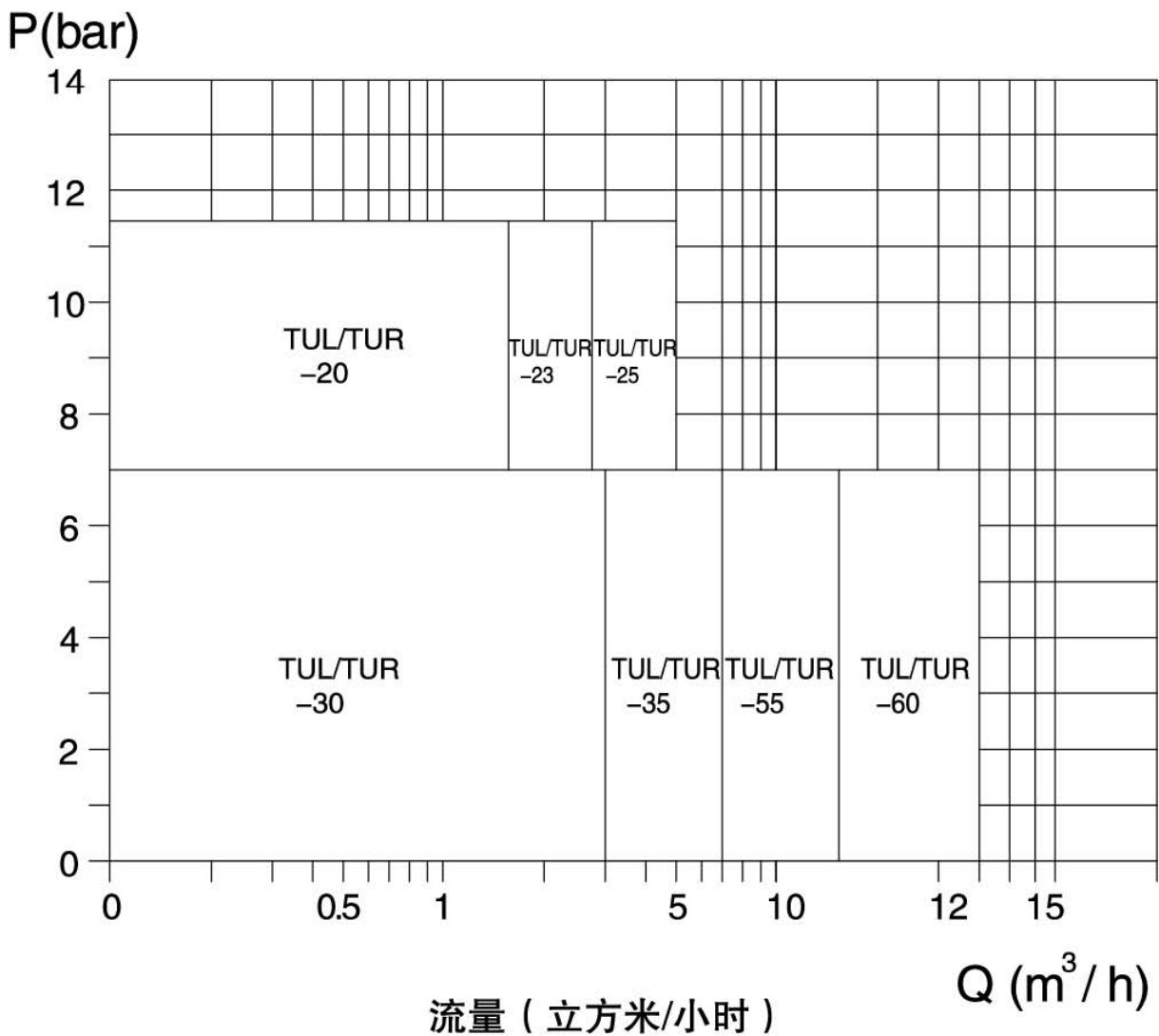
系列Series	A	B	C	D	E	F	G	H	I	J	K	L	M	N	O	P	Q	R	S	T	U	OD	ID
TUL/TUR-20	21	172	222	123	100	125	334	291	52	153	100	19	132	107	145	146	105	198	21	172	120	50.5	26
TUL/TUR-23	21	172	222	123	100	125	334	291	52	153	100	19	132	107	145	146	105	198	21	172	120	50.5	26
TUL/TUR-25	21	172	222	123	100	125	334	291	52	153	100	19	132	107	145	146	105	198	21	172	120	50.5	26
TUL/TUR-30	25	184	226	149	125	155	437	381	60	146	125	30	181	140	175	210	146	234	25	184	155	64.0	35
TUL/TUR-35	25	184	226	149	125	155	437	381	60	146	125	30	181	140	175	210	146	234	25	184	155	64.0	35
TUL/TUR-55	21.5	184	226	149	125	167	462	381	60	146	125	30	181	140	175	210	146	234	25	184	155	64.0	47.5
TUL/TUR-60	21.5	184	226	149	125	167	462	381	60	146	125	30	181	140	175	210	146	234	25	184	155	77.5	59.5


DONJOY VALVE & FITTINGS

TUR-TUL系列
TUR-TUL Series

* 50Hz/60Hz * N--200 ~ 1000Min

性能曲线 Performance Curve:





**东正“泵”系列
DONJOY PUMPS**